

260MRT SCISSOR LIFTS

Platform

- 1.65 m x 2.59 m steel platform (deck extension retracted)
- 1.22 m manual front deck extension
- Fold down handrails
- Self-closing gate
- Lanyard attach points
- Proportional drive control with thumb steer
- Proportional lift/lower speed control
- Joystick enable for lift and drive
- Moveable and removable platform console box
- Load sensing system

Power & Transmission

- Kubota D1005 (17.5 kW) diesel engine
- Programmable “Personality” settings
- On-board self-diagnostic testing
- Engine distress warning/shut down system ¹
- Hydrostatic drive with anti stall function
- Two speed drive selection
- Four wheel drive

Functional Equipment & Accessories

- 3 degree tilt alarm and indicator light
- Steel scissor guards
- 26 x 12 foam filled loader lug tread tyres
- Lifting/tie down lugs
- Hour meter
- Ground control selector switch with key lock
- Lubrication free scissor arm bushings
- Scissor maintenance prop
- Horn
- AC power cable to platform

Available Options

- Hydraulic levelling jacks
- Descent alarm
- All motion alarm
- 13 mm air line to platform
- Platform work lights ²
- Flashing amber beacon
- Plugs & Sockets
- Cylinder bellows

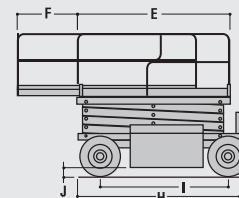
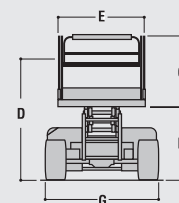
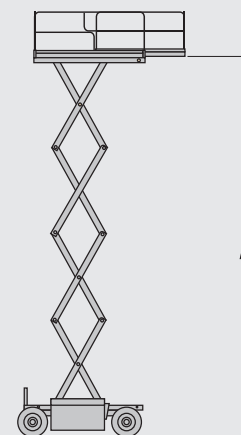


¹ Low oil pressure and high coolant temperature alarms with shut-down enabled/disabled by analyser.

² Includes four 40W platform mounted halogen floodlights

260MRT SCISSOR LIFTS

A. Platform Height – Elevated	7.92 m
B. Platform Height – Lowered	1.26 m
C. Platform Railing Height	1.10 m
D. Stowed Height (Rails Folded)	1.47 m
E. Platform Size	1.65 m x 2.59 m
F. Deck Extension	1.22 m
G. Overall Width	1.75 m
H. Overall Length ¹	2.67 m
I. Wheelbase	1.98 m
J. Ground Clearance	0.20 m
Platform Capacity	570 kg
Capacity on Deck Extension	140 kg
Lift/Lower Time	37/24 sec.
Maximum Drive Height	7.92 m
Machine weight ²	3,390 kg
Maximum Ground Bearing Pressure	8.30 kg/cm ²
Drive Speed – Lowered	5.6 km/h
Drive Speed – Elevated	0.8 km/h
Gradeability	35%
Turning Radius – Inside	2.13 m
Turning Radius – Outside	4.39 m
Tyres	26 x 12 Lug Tread
Brakes	Spring Applied Hydraulic
Power Source	Kubota D1005 17.5 kW
Fuel Tank Capacity	27 L
Hydraulic System	68 L



JLG Industries, Inc. is a leading designer and manufacturer of access equipment and complementary services and attachments.

JLG has manufacturing facilities in the United States, France, Romania, China and Belgium. Customers throughout Europe, Scandinavia, Africa and the Middle East benefit from a network of dedicated sales and service operations designed to deliver the highest levels of support.

JLG is an Oshkosh Corporation company.

www.jlgeurope.com

¹ Dimensions with optional levelling jacks are; Length 3.37 m, Width 1.79 m, Weight +360 kg.

² Certain options or country standards may increase weight and/or dimensions.