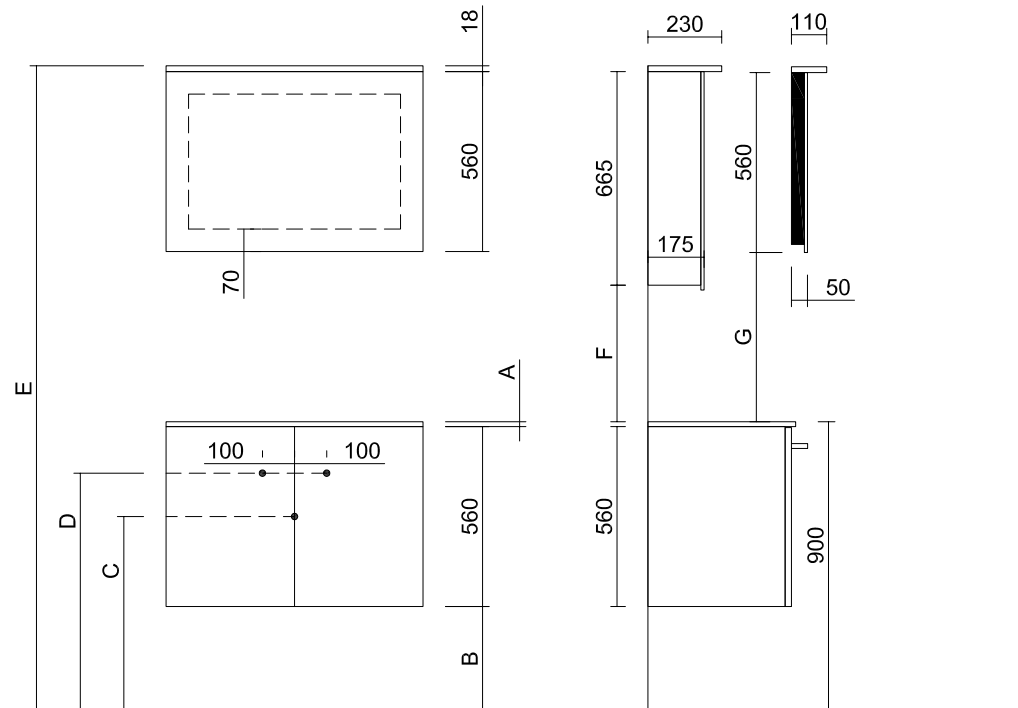




Alkē.be

PLAY
TECHNICAL INFORMATION

INSTALLATION DRAWING • FRONT VIEW • SIDE VIEW

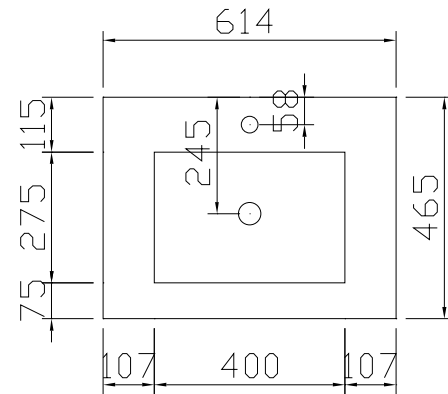


DIMENSIONS • PLAY

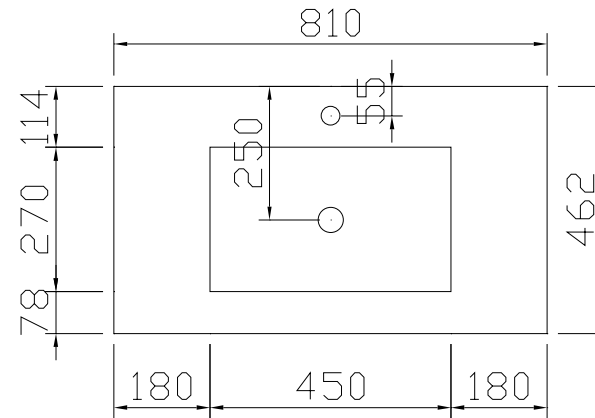
	A	B	C	D	E	F	G
C2	15mm	325mm	605mm	740mm	2005mm	422mm	552mm
M8 / M8M	15mm	325mm	605mm	740mm	2005mm	422mm	552mm

TOP VIEW WASH BASINS • PORCELAIN C2 • 1 CENTRAL WASH BASIN

60 • C2

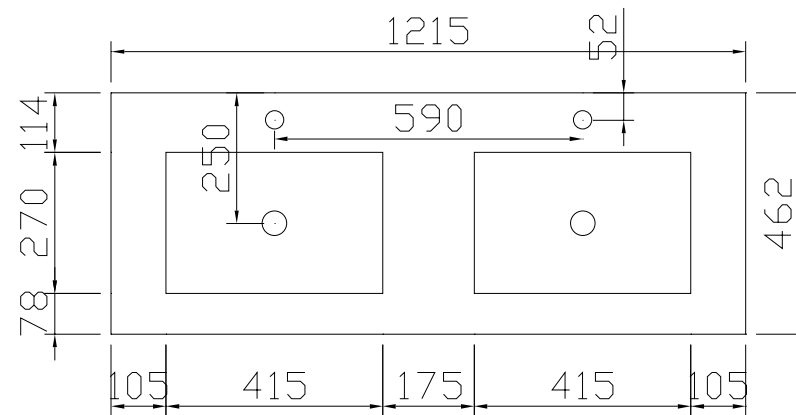


80 • C2



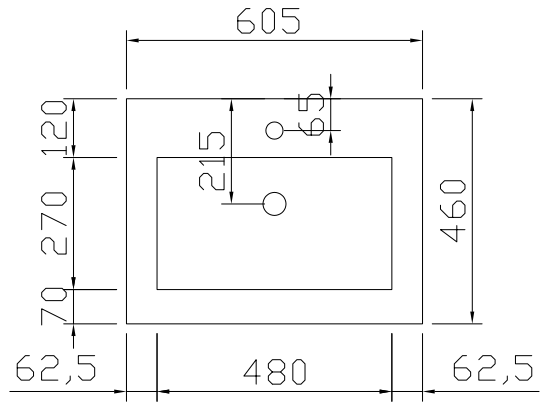
TOP VIEW WASH BASINS • PORCELAIN C2 • 2 WASH BASINS

120 • C2

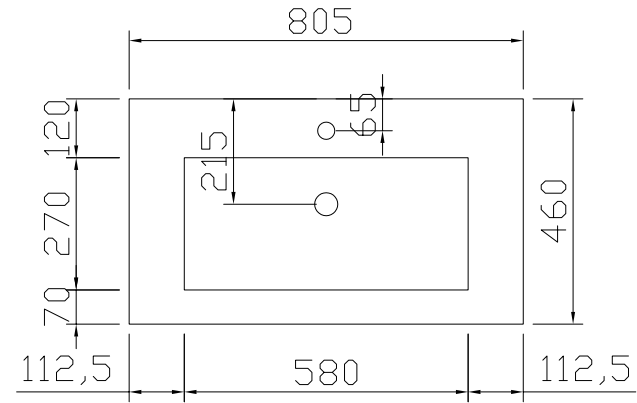


TOP VIEW WASH BASINS • M8 • 1 CENTRAL WASH BASIN

60 • M8

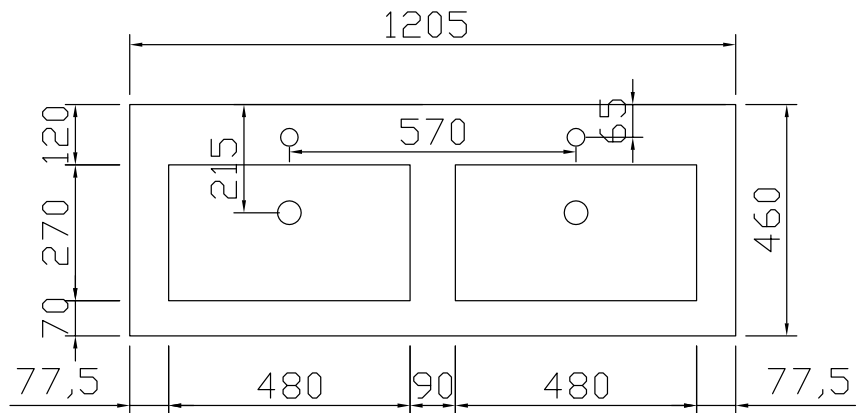


80 • M8



TOP VIEW WASH BASINS • M8 • 2 WASH BASINS

120 • M8



MATERIALS

WASHBASIN

MINERAL MARBLE

Mineral marble is a seamlessly finished conglomerate of high-quality minerals, dolomite and polyester resins. The glossy white gelcoat surface finish protects the basin from sunlight and wear. This type of wash basin is very hygienic and easy to clean with water and soap. Small scratches or scrapes can be removed.

For more product information and maintenance tips, please visit: www.alke.be.

TOP SOLID

Top solid is produced in the same way as mineral marble. In this case, however, the surface finish consists of a matt white gelcoat. This type of wash basin therefore has comparable product properties as those of mineral marble.

Small scratches or scrapes can not be removed in this material.

Top solid also exists in an upgrade version "solid surface", available on request.

For more product information and maintenance tips, please visit: www.alke.be.

CERAMIC

Ceramic is a seamlessly finished and 100% natural product made from ceramic clay fired with a glaze coating. The glossy white finish protects the wash basin from intensive use. Ceramic washbasin tops have a long life, are colourfast, heat- and scratch-resistant and very low maintenance. Due to the nature of the production process, ceramic washbasins are subject to small dimensional tolerances. The use of abrasives is not recommended.

For more product information and maintenance tips, please visit: www.alke.be.

BASE UNIT AND SECTIONAL CABINET

MELAMINE

The front and carcass material is made from the compression of layers of paper impregnated with melamine resin on an MDF or particle board based layer. A process involving pressure and heat causes the irreversible curing of the impregnated layers and the bonding with the base panel material.

The pressing results in a scratch-, impact- and abrasion-resistant surface that is optically almost seamless.

For more product information and maintenance tips, please visit: www.alke.be.



Alke.be
| bath furniture

MORE INFO?
WWW.ALKE.BE

Alke bathroom furniture
Industrielaan 55 | B-8930 Menen | Belgium
T +32 56 52 13 50 | F +32 56 52 13 51
info@alke.be | www.alke.be

Alke reserves the right to modify the collection according to new developments
Subject to typographical errors | Colours may vary - January 2019 - Prices VAT not included