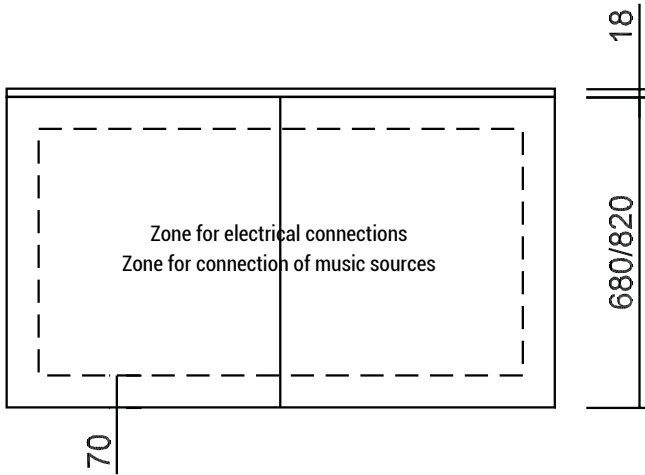
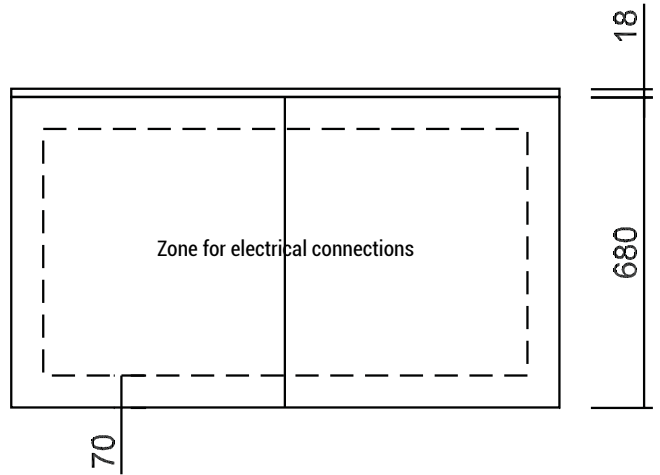


SOUND MIRROR - FRONT VIEW



ME2 MIRROR - FRONT VIEW

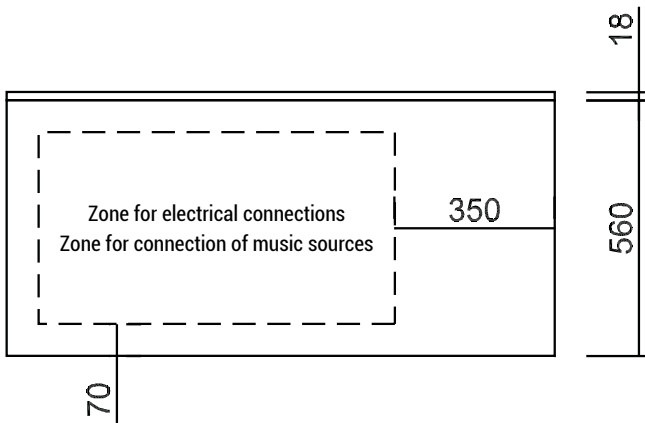


Requirements:  
- 220V connection

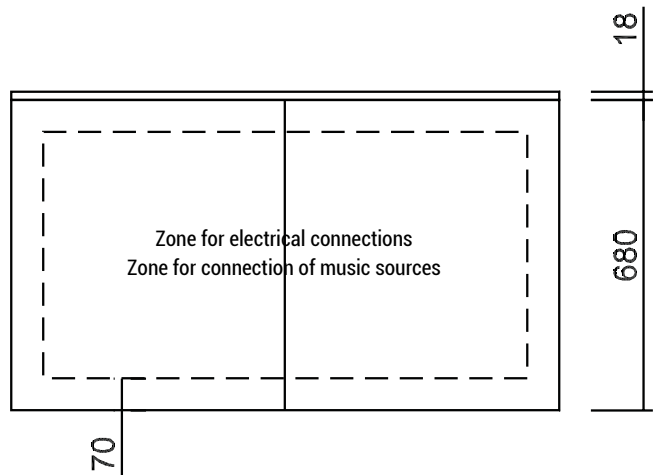
Optional:  
- External antenna or cable connection  
- Female RCA (red/white) connector to external audio source

Note: The ALKE Soundbar works on mains voltage (220V). When installing the ALKE Soundbar under an ALKE base unit or in a 'fixed front', providing a power outlet at the level of the base unit/fixed front is sufficient. The ALKE Soundbar is connected to the 'ALKE Smart Mirror' mirror panels via a separate power cable. This power cable must be fitted by the customer between the rear of the ALKE Smart Mirror and the base unit/fixed front.

SMART MIRROR PANEEL - FRONT VIEW



SMART MIRROR KAST - FRONT VIEW



The separate ALKE Soundbar is connected to the ALKE-Smart Mirror mirror panels and mirror cabinets up to a maximum width of 1150mm via a separate power cable. This power cable must be fitted by the customer between the rear of the ALKE Smart Mirror and the base unit/fixed front.